

Rev.	Date	Description
A	OCT-17	TRELLIS SCREEN ADDED

Project Title
MR AND MRS E. VAIZEY
5 WEST STREET
SPARSHOLT, WANTAGE

Drawing Title
SITE PLAN

Date
MAY-17

Drawn
ED CLARE

Checked

File/XREF-reference
1346-Site

Challow Design

2 ELSWITH CLOSE
 GROVE
 WANTAGE
 OXON
 OX12 0BT
 Tel/Fax No: 01235 771781

Drawing No.
1346-S-01

Project No.
1346

Revision
A

Paper size/Scale
A4 1:500

This drawing is copyright and may not be altered, reproduced or used other than for the Contract Works for which it is issued without the written permission of Challow Design.

Warning:
Do not scale this drawing. Verify all dimensions and structural details on site. If in doubt, ask before acting.



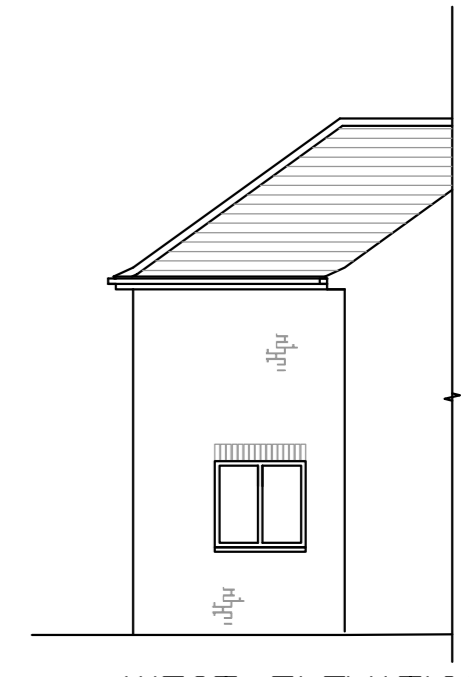
SOUTH ELEVATION



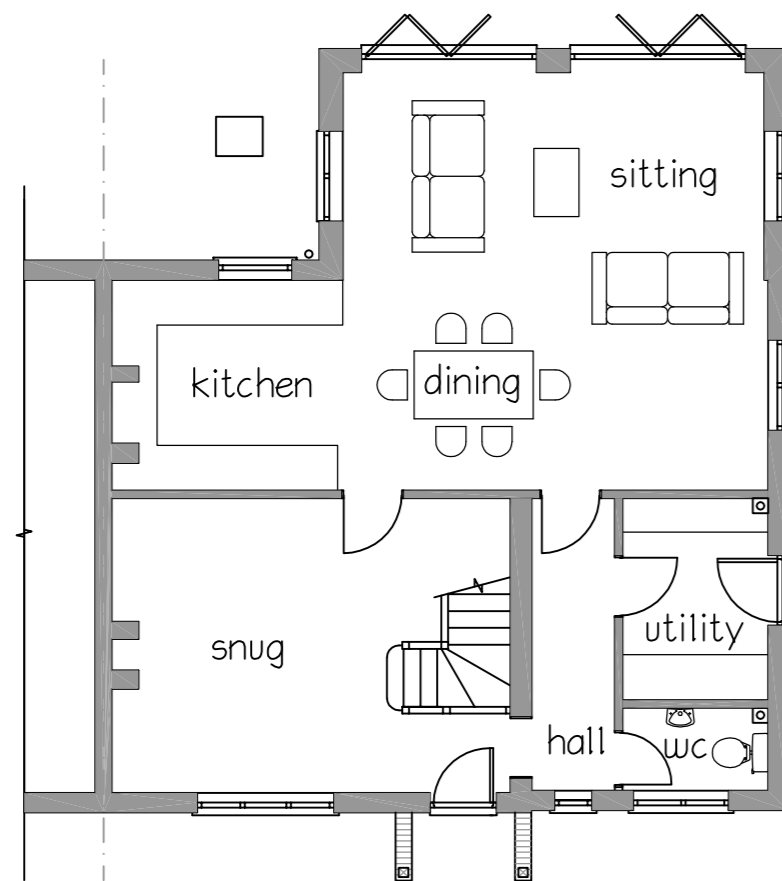
EAST ELEVATION



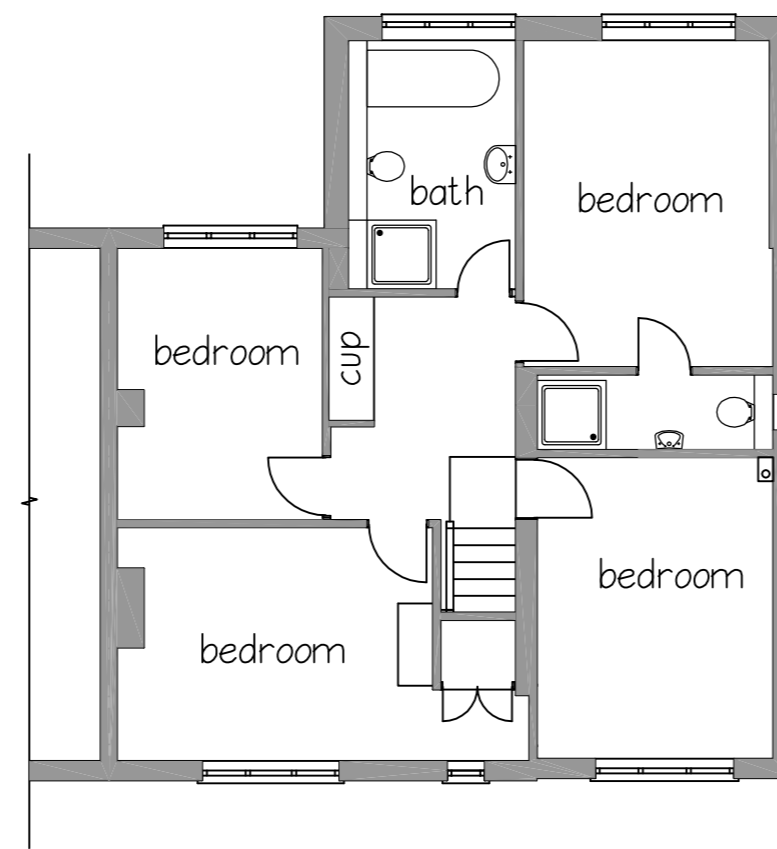
NORTH ELEVATION




WEST ELEVATION



GROUND FLOOR PLAN



FIRST FLOOR PLAN



REV	DATE	DESCRIPTION	INITIAL
C	NOV-17	RIDGE LINE AMENDED	EC
B	Nov-17	Ridge line amended at front	EC
A	OCT-17	RIDGE LINE CORRECTED	EC

Challow Design

2 ELSWITH CLOSE
GROVE
WANTAGE
OXON
OX12 0BT
Tel/Fax No: 01235 771781 ed@challowdesign.co.uk

CLIENT
MR AND MRS E. VAIZEY

SITE/PROJECT
PROPOSED EXTENSION AT
5 WEST STREET, SPARSHOLT
WANTAGE

PLANS AND ELEVATIONS AS PROPOSED

FILE/XREF REFERENCE	1346		
DATE	DRAWN BY	CHECKED BY	PAPER SIZE/SCALE
MAY-2017	ED CLARE		A2 1:100

DRAWING No.	REVISION
1346-02	C